






<p><b>Subject:</b> Art &amp; Design</p>	<p><b>Year Group:</b> 1</p>	<p><b>Term:</b> Pentecost 2</p>	<p><b>Title:</b> Family Album</p>									
	<p><b>Key Knowledge:</b></p> <ul style="list-style-type: none"> <li>• How artists use portraits in different ways to show mood, age, and interests.</li> <li>• How to create skin tones using colour mixing paints</li> <li>• Know the names of 2 artists from the past and recognise some of their portraits. (Kathe Kollwitz and Amedeo Modigliani).</li> </ul> 	<p><b>Key Questions:</b></p> <ul style="list-style-type: none"> <li>• What is the starting point for drawing a self-portrait?</li> <li>• What important details can I see when I look in the mirror that I need to draw?</li> <li>• How can I create dark and pale lines using sketching pencils?</li> <li>• Which colours mix together to make my skin tone?</li> </ul> 										
<p><b>Key Skills:</b></p> <ul style="list-style-type: none"> <li>• Evaluate different self-portrait artists.</li> <li>• Explore tone and line by making marks using sketching pencils.</li> <li>• Experiment using charcoal, chalk, and graphite sticks to draw lines and shapes.</li> <li>• Experiment making features using smudging.</li> <li>• Mix paint colours to match objects and skin colours.</li> <li>• Complete a self-portrait using a material of your choice.</li> <li>• Evaluate my own and others' work.</li> </ul> 	<p><b>Good Artists...</b></p> 	<p><b>Key Vocabulary and Definitions:</b></p> <table border="1"> <tr> <td data-bbox="1417 874 1592 986"><b>Portrait</b></td> <td data-bbox="1592 874 2029 986">A painting, drawing, photograph, or sculpture of a person</td> </tr> <tr> <td data-bbox="1417 986 1592 1098"><b>Self-portrait</b></td> <td data-bbox="1592 986 2029 1098">A description or portrayal of oneself in a painting or drawing</td> </tr> <tr> <td data-bbox="1417 1098 1592 1177"><b>Shape</b></td> <td data-bbox="1592 1098 2029 1177">The appearance of an object as defined by its outline</td> </tr> <tr> <td data-bbox="1417 1177 1592 1257"><b>Skin Tone</b></td> <td data-bbox="1592 1177 2029 1257">The colour or shade of your skin</td> </tr> <tr> <td data-bbox="1417 1257 1592 1337"><b>Smudging</b></td> <td data-bbox="1592 1257 2029 1337">To make part of a picture blurry or unclear by rubbing it.</td> </tr> </table>	<b>Portrait</b>	A painting, drawing, photograph, or sculpture of a person	<b>Self-portrait</b>	A description or portrayal of oneself in a painting or drawing	<b>Shape</b>	The appearance of an object as defined by its outline	<b>Skin Tone</b>	The colour or shade of your skin	<b>Smudging</b>	To make part of a picture blurry or unclear by rubbing it.
<b>Portrait</b>	A painting, drawing, photograph, or sculpture of a person											
<b>Self-portrait</b>	A description or portrayal of oneself in a painting or drawing											
<b>Shape</b>	The appearance of an object as defined by its outline											
<b>Skin Tone</b>	The colour or shade of your skin											
<b>Smudging</b>	To make part of a picture blurry or unclear by rubbing it.											



Academic Year 2025-2026

