




<p><b>Subject:</b> Art</p>	<p><b>Year Group:</b> 2      <b>Term:</b> Summer 2</p>	<p><b>Title:</b> Buckets and Spades</p>												
 <p>primary colours</p> <hr/> <p>secondary colours</p>	<p><b>Key Knowledge</b></p> <ul style="list-style-type: none"> <li>- Know that different materials/textiles can be combined to create a collage.</li> <li>- Know the names and works of artists that use textiles to create artwork of the seaside.</li> <li>- Know the names of primary and secondary colours.</li> <li>- Know how to create a secondary colour by mixing 2 primary colours.</li> </ul>	<p><b>Key Questions</b></p> <ul style="list-style-type: none"> <li>▪ Which items and materials from the seaside could be used in my collage?</li> <li>▪ How do the artists layer the different textures in their artwork?</li> <li>▪ What are my favourite elements of a day at the seaside? How can I include these in my artwork?</li> <li>▪ How do the artists use colour and textures to bring their artworks to life?</li> </ul> 												
<p><b>Key Skills</b></p> <ul style="list-style-type: none"> <li>- Draw on different surfaces such as fabric or canvas.</li> <li>- To experiment with tools and techniques to build a collage.</li> <li>- To match, sort and change fabrics and threads for colour, texture, length, size and shape.</li> <li>- Create cords and plaits for decorations.</li> <li>- Record visual information.</li> <li>- Identify what they might change about their artwork if they were to make it again.</li> </ul>	<p><b>A Good Artist...</b></p> 	<p><b>Key Vocabulary and definitions</b></p> <table border="1"> <tr> <td data-bbox="1355 949 1585 1061"><b>Collage</b></td> <td data-bbox="1585 949 2213 1061">A type of artwork in which different kinds of materials are pasted onto a surface to make a picture.</td> </tr> <tr> <td data-bbox="1355 1061 1585 1129"><b>Texture</b></td> <td data-bbox="1585 1061 2213 1129">The feel or look of a surface.</td> </tr> <tr> <td data-bbox="1355 1129 1585 1204"><b>Digital</b></td> <td data-bbox="1585 1129 2213 1204">Storing, using or sending information electronically.</td> </tr> <tr> <td data-bbox="1355 1204 1585 1279"><b>Layering</b></td> <td data-bbox="1585 1204 2213 1279">When different materials are placed on top of each other or arranged.</td> </tr> <tr> <td data-bbox="1355 1279 1585 1321"><b>Position</b></td> <td data-bbox="1585 1279 2213 1321">The way something is placed or arranged.</td> </tr> <tr> <td data-bbox="1355 1321 1585 1393"><b>Compare</b></td> <td data-bbox="1585 1321 2213 1393">Discover similarities and differences of something.</td> </tr> </table>	<b>Collage</b>	A type of artwork in which different kinds of materials are pasted onto a surface to make a picture.	<b>Texture</b>	The feel or look of a surface.	<b>Digital</b>	Storing, using or sending information electronically.	<b>Layering</b>	When different materials are placed on top of each other or arranged.	<b>Position</b>	The way something is placed or arranged.	<b>Compare</b>	Discover similarities and differences of something.
<b>Collage</b>	A type of artwork in which different kinds of materials are pasted onto a surface to make a picture.													
<b>Texture</b>	The feel or look of a surface.													
<b>Digital</b>	Storing, using or sending information electronically.													
<b>Layering</b>	When different materials are placed on top of each other or arranged.													
<b>Position</b>	The way something is placed or arranged.													
<b>Compare</b>	Discover similarities and differences of something.													