

Dear Parents,

Happy New Year! I hope you had a lovely Christmas holiday.

This term our theme is Our Planet. We are exploring the natural world, making observations and drawing pictures of animals and plants. This week the children are learning the names of the seven continents and finding out about some different animal habitats.


We will also learn about the Polar regions, the 5 oceans, and how some animals change as they grow. As part of our work on past and present, we will be using books and other resources to learn about dinosaurs.

It is an exciting and engaging topic for the children, and they are welcome to bring in books or other objects on this theme to share with the class.

We continue with our Phonics and reading sessions this term. Following on from their last assessment, we have now moved onto our next set of sounds in Phase 3. This term we focus on digraphs - 2 letters making one sound, and trigraphs - three letters making one sound. This term's graphemes are attached to this letter. Please practise them with your child as this will help them in our lessons.

The children have made lots of progress in their letter formations. We practise spelling words every day using our phonics to segment the sounds in a word.

We are now learning to write some short sentences. Yesterday the children wrote some great sentences about what they got for Christmas. We also continue to learn tricky words. New words will be added each week to their reading folders.



In Maths, we have been looking at 2D shapes and the composition of 0-5. They have been doing very well in these sessions.

Next, we will be comparing mass and exploring capacity. As the term continues, we dive deeper into 6, 7, and 8 and look at number patterns such as odd and even and doubles.

Our RE unit this term is called 'From Galilee to Jerusalem'. We will be learning about how Jesus welcomes everyone and wants us to care for other people.









We hope this gives you an idea of what your child will be learning this term. More detailed planning is available on the EYFS page of the school website.


As always, come and see me if you need anything.






Many Thanks,
Miss Hargrove

How to say the Phase 3 sounds

Grapheme	Catchphrase	Pronunciation phrase	Grapheme	Catchphrase	Pronunciation phrase
ai	 tail in the rain	Open your mouth wide and say ai ai ai	oo	 hook a book	Pucker your lips and keep them small as you say oo oo oo
ee	 sheep in a jeep	Smile with your lips apart and say ee ee ee	oo	 zoom to the moon	Open your mouth just a bit, put your hand on your tummy, pull your tummy in and say oo oo oo
igh	 a light in the night	Open your mouth in a relaxed way and say igh igh igh	ar	 march in the dark	Open your mouth wide, push your tongue down and say ar ar ar
oa	 soap that goat	Make an 'o' with your mouth and say oa oa oa	or	 born with a horn	Make an 'o' with your mouth, push your tongue down and say or or or

Grapheme	Catchphrase	Pronunciation phrase
ur	 <p>curl the fur</p>	<p>Open your mouth in a relaxed way, push your tongue down and say ur ur ur</p>
ow	 <p>wow owl</p>	<p>Open your mouth wide then move your lips together as you say ow ow ow</p>
oi	 <p>boing boing</p>	<p>Make an 'o' with your mouth then move your lips out as you say oi oi oi</p>

Grapheme	Catchphrase	Pronunciation phrase
ear	 <p>get near to hear</p>	<p>Smile with your lips apart, push your tongue to your teeth as you say ear ear ear</p>
air	 <p>chair in the air</p>	<p>Open your mouth wide, push your tongue down as you say air air air</p>
er	 <p>a bigger digger</p>	<p>Open your mouth in a relaxed way, push your tongue down and say ur ur ur</p>