



Dear Parents,

I hope you had a lovely half term break. This week we have really enjoyed our 'celebration' themed activities for Halloween and Diwali.

Thank you for the pumpkin donations – the children have been busy making their own pumpkin patch, carving lanterns and preparing to make pumpkin soup next week.

In Phonics we are moving onto our next set of sounds in Phase 2. I have attached these to this letter. Please practise them with your child as this will help them in our lessons. The children are beginning to learn some diagraphs - 'two letters, one sound'. We read and write some CVC words each day and have been practising our names daily.

Our reading practise groups continue with children bringing their new book home on Fridays. Please keep filling in the reading record each week.

In Maths we have been developing our understanding of numbers to 5. Practically solving one more and one less problems as well using different representations of numbers. We will also be exploring some 2D shapes this term.

In RE we have learnt about Other Faiths – Judaism and Hinduism. We learnt about the celebrations of Hanukkah and Diwali. Next week we will start our next Catholic teaching unit called Prophecy and Promise.



















Our topic this half term is 'Space'. Next week we will read 'Meet the Planets' to learn about the planets in our solar system

Many Thanks,
Miss Hargrove



Phase 2 grapheme information sheet

Autumn 2

Grapheme and mnemonic	Picture card	Pronunciation phrase	Formation phrase
 	 <p>jellyfish</p>	Pucker your lips and show your teeth use your tongue as you say j j j	All the way down the jellyfish. Dot on its head.
 	 <p>volcano</p>	Put your teeth against your bottom lip and make a buzzing v v v v v v v v v v	Down to the bottom of the volcano and back up to the top.
 	 <p>wave</p>	Pucker your lips and keep them small as you say w w w w	From the top of the wave to the bottom, up the wave, down the wave, then up again.
 	 <p>box</p>	Mouth open, then push the cs/x sound through as you close your mouth cs cs cs (x x x)	Start at the top, then across to the bottom of the box. Start at the top, then across to the bottom of the box.
 	 <p>yo-yo</p>	Smile, tongue to the top of your mouth, say y without opening your mouth yyy	Down and round the yo-yo, then follow the string round.
 	 <p>zebra</p>	Show me your teeth and buzz the z sound zzzzz z zzzz	Zip across, zag down and across the zebra.

Grapheme and mnemonic	Picture card	Pronunciation phrase	Formation phrase Catchphrase
 qu qu	 queen	Pucker your mouth, then open it as you say qu qu qu	Round the queen's face, up to her crown, down her robe with a flick at the end. qu Quick, it's the queen!
 ch ch	 cherries	Pucker your lips and show your teeth; use your tongue as you say ch ch ch	ch Chew the cherries, children.
 sh sh	 shells	Show me your teeth and push the air out shshshshsh shshshshsh	sh Share the shells.
 th th	 thumb	Voiced: Tongue on your teeth, teeth almost closed to make a 'buzzing' th th th Unvoiced: Tongue on your teeth; push the air out th th th	th Thumbs up, we're having fun.
 ng ng	 ring	Open your mouth a bit and then use your tongue at the back of your mouth to say ng ng ng	ng Bling on a ring.
 nk nk	 pink panda	Open your mouth a bit and then use your tongue at the back of your mouth to say ngk ngk ngk	nk I think I am pink.