






Subject: Art & Design	Year Group: 1	Term: Lent 1	Title: Growth and Green Fingers											
	<p><b>Key Knowledge:</b></p> <ul style="list-style-type: none"><li>How to develop my own ideas in a sketchbook from first hand observations</li><li>How to select my favourite ideas to use in a final design</li><li>How to create effects I want using water colours</li><li>That different sizes and types of paintbrushes can make different effects on paper</li><li>How to create a simple printing block using fruit and vegetables.</li></ul> 	<p><b>Key Questions:</b></p> <ul style="list-style-type: none"><li>How can I create dark and pale lines using sketching pencils?</li><li>What size of brush is best to use for painting small details?</li></ul> 												
<p><b>Key Skills:</b></p> <ul style="list-style-type: none"><li>To explore tone and line by making marks using sketching pencils</li><li>To experiment with using ballpoint, sketching pencils and watercolour paint</li><li>To complete observational drawings of plants</li><li>Evaluating my own and others' work</li><li>To create a flower motif using a printing block made out of different fruit and vegetables.</li></ul> 	<p><b>Good Artists...</b></p> 	<p><b>Key Vocabulary and Definitions:</b></p> <table><tr><td><b>Water colours</b></td><td>a paint whose liquid part is water</td></tr><tr><td><b>Printing</b></td><td>a mark made on the surface of something</td></tr><tr><td><b>Overprinting</b></td><td>allowing a print to dry and then printing on it again</td></tr><tr><td><b>Sketch</b></td><td>draw using pencils</td></tr><tr><td><b>Tone</b></td><td>The brightness or shade of a colour</td></tr><tr><td><b>Observational drawing</b></td><td>Drawing something you can see</td></tr></table>	<b>Water colours</b>	a paint whose liquid part is water	<b>Printing</b>	a mark made on the surface of something	<b>Overprinting</b>	allowing a print to dry and then printing on it again	<b>Sketch</b>	draw using pencils	<b>Tone</b>	The brightness or shade of a colour	<b>Observational drawing</b>	Drawing something you can see
<b>Water colours</b>	a paint whose liquid part is water													
<b>Printing</b>	a mark made on the surface of something													
<b>Overprinting</b>	allowing a print to dry and then printing on it again													
<b>Sketch</b>	draw using pencils													
<b>Tone</b>	The brightness or shade of a colour													
<b>Observational drawing</b>	Drawing something you can see													