

Dear Parents,

The children have settled in well and getting used to class routines. This week we are completing the Reception Baseline assessments and starting some of our wider curriculum lessons.

We sit on the carpet for whole class sessions. They start off quite short as the children get used to them – they are doing very well!

We began our Phonics lessons last week and the children have learnt the sounds 's , a , t, p and i' so far. We've also been sitting together for rhyme time and some Religious Education lessons. This week we have been talking about our new friends, our names and how each of us is unique.



Attached to this letter are the sounds your child will be learning in Phonics this half term. You may want to help your child practise forming these letters at home as well.



Each half term we have a topic theme which we base our learning around. Our learning theme this half term is 'Myself'. We have read the book 'Our Class is a Family' and are reading books about school and friendship. We painted pictures of ourselves whilst talking about what makes us special.

As part of this topic, we are working on recognising and writing our own names. This is also something you can practise at home to help your child.

Next week we will start our Maths lessons where we will begin with lots of matching and sorting activities.

We will also be talking about our families next week. Thank you for sending in a family photo for the children to share next week.

Later this term we will learn more about our local area. We will explore our Town, the Park, British Wildlife, Toys of the Past and some People who help us.

















For more information about how we learn in Reception, you are welcome to attend the Curriculum meeting after school on Monday 15th September where I will share more about the Early Learning Goals, our provision and how we initiate learning in the classroom. If you are unable to attend – don't worry. I will post all information on our class dojo page after. You are always welcome to ask any questions you might have.















Many Thanks,

Miss Hargrove













Phase 2 grapheme information sheet

Autumn 1

Grapheme and mnemonic	Picture card	Pronunciation phrase	Formation phrase
 S	 snake	Show your teeth and let the s hiss out ssssss ssssss	Down the snake from head to tail.
 a	 astronaut	Open your mouth wide and make the a sound at the back of your mouth a a a	Around the astronaut's helmet and down into space.
 t	 tiger	Open your lips; put the tip of your tongue behind your teeth and press t t t	Down the tiger and across its neck.
 p	 penguin	Bring your lips together, push them open and say p p p	Down the penguin's back, up and around its head.
 i	 iguana	Pull your lips back and make the i sound at the back of your mouth i i i	Down the iguana and dot the leaf.
 n	 net	Open your lips a bit, put your tongue behind your teeth and make the nnnnn sound nnnnn	Down, up and over the net.
 m	 mouse	Put your lips together and make the mmmmm sound mmmmm	Down, up and over the mouse's ears.

Grapheme and mnemonic	Picture card	Pronunciation phrase	Formation phrase
 d	 duck	Put your tongue to the top and front of your mouth and make a quick d sound d d d	Round the duck's body, up to its head and down to its feet.
 g	 goat	Give me a big smile that shows your teeth; press the middle of your tongue to the top and back of your mouth; push your tongue down and forward to make the g sound g g g	Round the goat's face and curl under its chin.
 o	 octopus	Make your mouth into round shape and say o o o	All around the octopus.
 c	 cat	Open your mouth into a little smile; make your tongue flat and move it up towards the top of your mouth to say c c c	Curl around the cat.
 k	 kite	Open your mouth into a little smile; make your tongue flat and move it up towards the top of your mouth to say k k k	Down the kite, up to the top corner and down to the bottom corner.
 ck	 sock	Open your mouth into a little smile, make your tongue flat and move it up towards the top of your mouth to say c c c	c Curl around the heel of the sock. k Down the sock, up and back down to the toe. Catchphrase: Rock that sock!
 e	 elephant	Open your mouth wide and say e e e	Around the elephant's eye and curl down its trunk.



Grapheme and mnemonic	Picture card	Pronunciation phrase	Formation phrase
 u	 umbrella	Open your mouth wide and say u u u	Down and around the umbrella, and back to the ground.
 r	 rainbow	Show me your teeth to make a rrrrr sound rrrrr rrrrr	From the cloud to the ground and over the rainbow.
 h	 helicopter	Open your mouth and breathe out sharply h h h	Down, up and over the helicopter.
 b	 bear	Put your lips together and say b as you open them b b b	Down the bear's back, up and round its tummy.
 f	 flamingo	Open your lips a little; put your teeth on your bottom lip and push the air out to make the sound ffff ffff	Down the flamingo to its foot and across its wings.
 l	 lollipop	Open your mouth a little; put your tongue up to the top of your mouth, behind your teeth, and press llll llll	Down the lollipop stick.