

Dear Parents,


Happy New Year! I hope you had a lovely Christmas holiday and enjoyed time together as families. Despite the floods, the children came back to school with enthusiasm and wrote some super sentences about what they got for Christmas at the beginning of the week.

This term we are learning about The Natural World. The children have remembered many facts about Earth from our last topic and are now learning the names of the seven continents and some different animal groups. This term we will also learn the names of some baby animals and observe how animals change as they grow.



During this topic we will find out about the North and South poles, explore different animal habitats, learn about the 5 oceans, and investigate some domestic and wild animals. We will also be looking at dinosaurs and what our planet was like in the past. It is an exciting and engaging topic for the children, and they are welcome to bring in books or other objects on this theme to share with the class.

The children are doing brilliantly in Phonics, and we have moved onto our next set of sounds in Phase 3! This term we focus on digraphs - 2 letters making one sound, and trigraphs - three letters making one sound. They are attached to this letter. Please practise them with your child as this will help them in our lessons. We have already learnt ai, ee, igh, oa and oo.



The children have made lots of progress in their letter formations. We are using our phonics to segment a word to spell it and are now writing some short sentences. We will also continue to learn tricky words. New words will be added each week to their reading folders.

We restarted our reading practise groups this week. This is when the children read to me. In these sessions we practise sound talking and blending to read words, as well as talking about what happens in the book. They will continue to take their books home each Friday.





In Maths we have finished the unit 'Alive in 5' and this week we are comparing mass and exploring capacity. Next week we will continue with our next number unit on 6, 7 and 8. As the term continues, we will explore number patterns such as odd and even and doubles.









The children are now joining in with all the whole school assemblies and liturgies and have been attending Mass with the rest of the school. They did brilliantly last term and remembered lots about Advent and the Christmas story. In RE this term, we will begin by looking at celebrations, learning about being part of the church and what happens at Mass.






We hope this gives you an idea of what your child will be learning this term. More detailed planning is available on the EYFS page of the school website if needed. Likewise if you have any further questions about our learning themes this term, please come and speak to me before or after the school day.

Many Thanks,  
Miss Hargrove

# How to say the Phase 3 sounds

Grapheme	Catchphrase	Pronunciation phrase	Grapheme	Catchphrase	Pronunciation phrase
ai	 tail in the rain	Open your mouth wide and say <b>ai ai ai</b>	oo	 hook a book	Pucker your lips and keep them small as you say <b>oo oo oo</b>
ee	 sheep in a jeep	Smile with your lips apart and say <b>ee ee ee</b>	oo	 zoom to the moon	Open your mouth just a bit, put your hand on your tummy, pull your tummy in and say <b>oo oo oo</b>
igh	 a light in the night	Open your mouth in a relaxed way and say <b>igh igh igh</b>	ar	 march in the dark	Open your mouth wide, push your tongue down and say <b>ar ar ar</b>
oa	 soap that goat	Make an 'o' with your mouth and say <b>oa oa oa</b>	or	 born with a horn	Make an 'o' with your mouth, push your tongue down and say <b>or or or</b>

Grapheme	Catchphrase	Pronunciation phrase
ur	 curl the fur	Open your mouth in a relaxed way, push your tongue down and say <b>ur ur ur</b>
ow	 wow owl	Open your mouth wide then move your lips together as you say <b>ow ow ow</b>
oi	 boing boing	Make an 'o' with your mouth then move your lips out as you say <b>oi oi oi</b>

Grapheme	Catchphrase	Pronunciation phrase
ear	 get near to hear	Smile with your lips apart, push your tongue to your teeth as you say <b>ear ear ear</b>
air	 chair in the air	Open your mouth wide, push your tongue down as you say <b>air air air</b>
er	 a bigger digger	Open your mouth in a relaxed way, push your tongue down and say <b>ur ur ur</b>