


Dear Parents,

I hope you had a lovely half term break. This week we have really enjoyed our 'spooky' themed activities for Halloween. Thank you for the pumpkin donations – the children have been busy preparing them to make pumpkin soup next week. We've also learnt Diwali is a festival of lights celebrated at this time of the year. Next week we will learn a bit more about bonfire night too.



Our next learning theme is 'Space'. Next week we will start by reading 'Meet the Planets' to learn about the planets in our solar system.

In Phonics we are moving onto our next set of sounds in Phase 2. I have attached these to this letter. Please practise them with your child as this will help them in our lessons. The children are beginning to learn some diagraphs - 'two letters, one sound'. We read and write some CVC words each day and have been practising our names daily.



Our reading practise groups will continue with children bringing their new book home today. Please remember to fill in the reading record each week.



In Maths we are subitising and forming numbers. We are looking at one more and one less as well as ordering and sorting representations of different numbers.













In RE, we have started learning about Baptism and looking at how families are welcomed into the church. The children have also begun to join the whole school for some assemblies and liturgies each day.















Many Thanks,  
Miss Hargrove

# Phase 2 grapheme information sheet

Autumn 2

Grapheme and mnemonic	Picture card	Pronunciation phrase	Formation phrase
	 jellyfish	Pucker your lips and show your teeth use your tongue as you say <b>j j j</b>	All the way down the jellyfish. Dot on its head.
	 volcano	Put your teeth against your bottom lip and make a buzzing <b>v v v v v v v v v v</b>	Down to the bottom of the volcano and back up to the top.
	 wave	Pucker your lips and keep them small as you say <b>w w w w</b>	From the top of the wave to the bottom, up the wave, down the wave, then up again.
	 box	Mouth open, then push the <b>cs/x</b> sound through as you close your mouth <b>cs cs cs (x x x)</b>	Start at the top, then across to the bottom of the box. Start at the top, then across to the bottom of the box.
	 yoyo	Smile, tongue to the top of your mouth, say <b>y</b> without opening your mouth <b>yyy</b>	Down and round the yo-yo, then follow the string round.
	 zebra	Show me your teeth and buzz the <b>z</b> sound <b>zzzzz zzzzz</b>	Zip across, zag down and across the zebra.

Grapheme and mnemonic	Picture card	Pronunciation phrase	Formation phrase Catchphrase
	 <p>queen</p>	<p>Pucker your mouth, then open it as you say <b>qu qu qu</b></p>	<p>Round the queen's face, up to her crown, down her robe with a flick at the end.</p> <p>qu Quick, it's the queen!</p>
	 <p>cherries</p>	<p>Pucker your lips and show your teeth; use your tongue as you say <b>ch ch ch</b></p>	<p>ch Chew the cherries, children.</p>
	 <p>shells</p>	<p>Show me your teeth and push the air out <b>shshshshsh shshshshsh</b></p>	<p>sh Share the shells.</p>
	 <p>thumb</p>	<p><b>Voiced:</b> Tongue on your teeth, teeth almost closed to make a 'buzzing' <b>th th th</b> <b>Unvoiced:</b> Tongue on your teeth; push the air out <b>th th th</b></p>	<p>th Thumbs up, we're having fun.</p>
	 <p>ring</p>	<p>Open your mouth a bit and then use your tongue at the back of your mouth to say <b>ng ng ng</b></p>	<p>ng Bling on a ring.</p>
	 <p>pink panda</p>	<p>Open your mouth a bit and then use your tongue at the back of your mouth to say <b>ngk ngk ngk</b></p>	<p>nk I think I am pink.</p>