




<p>Subject: History</p>	<p>Year Group: 2 Term: Autumn 1</p>	<p>Title: The Place Where I Live</p>												
	<p>Key Knowledge</p> <ul style="list-style-type: none"> ▪ know the difference between past and present. ▪ Identify similarities and differences between the present and aspects of the past. ▪ To begin understanding the reasons why people in the past acted as they did from a range of sources (pictures, plays, films, written accounts, songs, museum displays, stories). ▪ Learn about Saint Mary's school in the past. 	<p>Key Questions</p> <ul style="list-style-type: none"> ▪ What is the name of the place where I live? ▪ What is the name of the school that I go to? ▪ Did my home/school always look like it does today? ▪ What might my area/home/school have been like a long time ago? ▪ How can we find out about what our area/home/school was like in the past? ▪ What does this tell us about what life might have been like in the past? ▪ Was our playground like in the past? ▪ What games did children play in school playgrounds in the past? ▪ Did children use playground equipment like us a long time ago? 												
<p>Key Skills</p> <ul style="list-style-type: none"> • To recognise the difference between past and present in their own and other people's lives • To use sources to ask and answer simple questions about the past • To understand why we have a war memorial in Loughborough. • To place events and objects in order of time. • Use sources to answer simple questions about the past. 	<p>A Good Historian...</p> 	<p>Key Vocabulary and definitions</p> <table border="1"> <tr> <td data-bbox="1279 970 1509 1050">Victorian</td> <td data-bbox="1509 970 2130 1050">Things that happened during the reign of Queen Victoria</td> </tr> <tr> <td data-bbox="1279 1050 1509 1129">Blackboard</td> <td data-bbox="1509 1050 2130 1129">Smooth blackboard which could be written on with chalk.</td> </tr> <tr> <td data-bbox="1279 1129 1509 1209">Hand bell</td> <td data-bbox="1509 1129 2130 1209">A bell rung by hand and used to bring children in from the playground.</td> </tr> <tr> <td data-bbox="1279 1209 1509 1289">Slate</td> <td data-bbox="1509 1209 2130 1289">A piece of slate set in wood which was used to write on.</td> </tr> <tr> <td data-bbox="1279 1289 1509 1337">Abacus</td> <td data-bbox="1509 1289 2130 1337">A counting frame which used beads.</td> </tr> <tr> <td data-bbox="1279 1337 1509 1417">Whip and top</td> <td data-bbox="1509 1337 2130 1417">A game which was used in Victorian playground.</td> </tr> </table>	Victorian	Things that happened during the reign of Queen Victoria	Blackboard	Smooth blackboard which could be written on with chalk.	Hand bell	A bell rung by hand and used to bring children in from the playground.	Slate	A piece of slate set in wood which was used to write on.	Abacus	A counting frame which used beads.	Whip and top	A game which was used in Victorian playground.
Victorian	Things that happened during the reign of Queen Victoria													
Blackboard	Smooth blackboard which could be written on with chalk.													
Hand bell	A bell rung by hand and used to bring children in from the playground.													
Slate	A piece of slate set in wood which was used to write on.													
Abacus	A counting frame which used beads.													
Whip and top	A game which was used in Victorian playground.													