

Dear Parents,

I hope you had a lovely half term break. This half term in Reception our theme is 'Space'.

Each week we read a book and have a focus for the week. This week we have started by reading 'The Space Train' and some nonfiction books about the sun and the planets in our solar system.



In Phonics we are moving onto our next set of sounds in Phase 2. I have attached these to this letter. Please practise them with your child as this will help them in our lessons. This week we have looked at some double letters at the end of words. The children learn these as diagraphs - 'two letters, one sound'. We have learnt 'ss', 'll' and 'ff' this week. We also learnt the sound 'j' and have started to write some CVC words using sounds we have learnt.



We have continued with our reading practise groups where we talk about books and practise sound talking and blending to read CVC and VC words. They are taking their next book home today. Please remember to fill in the reading record each week.

We are still encouraging children to write their names this half term. This is something you could do with your child at home.



In Maths we have moved into our first number unit: It's Me, 1, 2, 3. We have been busy counting and making collections of objects to represent numbers. We have also been ordering and sorting representations of different numbers.

After our successful other faiths weeks in RE, we will now be learning about Baptism and looking at how families are welcomed into the church. The children are also now beginning to join the whole school for some assemblies and liturgies each day. They did a lovely liturgy with their prayer partners in Year 5 on Thursday.















Next week we are having a short spooky theme on Monday and Tuesday. Any donations of pumpkins would be greatly appreciated.













Many Thanks,

Miss Hargrove

# Phase 2 grapheme information sheet

Autumn 2

Grapheme and mnemonic	Picture card	Pronunciation phrase	Formation phrase
	 jellyfish	Pucker your lips and show your teeth use your tongue as you say <b>j j j</b>	All the way down the jellyfish. Dot on its head.
	 volcano	Put your teeth against your bottom lip and make a buzzing <b>v v v v v v v v v v</b>	Down to the bottom of the volcano and back up to the top.
	 wave	Pucker your lips and keep them small as you say <b>w w w w</b>	From the top of the wave to the bottom, up the wave, down the wave, then up again.
	 box	Mouth open, then push the <b>cs/x</b> sound through as you close your mouth <b>cs cs cs (x x x)</b>	Start at the top, then across to the bottom of the box. Start at the top, then across to the bottom of the box.
	 yoyo	Smile, tongue to the top of your mouth, say <b>y</b> without opening your mouth <b>yyy</b>	Down and round the yo-yo, then follow the string round.
	 zebra	Show me your teeth and buzz the <b>z</b> sound <b>zzzzz zzzzz</b>	Zip across, zag down and across the zebra.

Grapheme and mnemonic	Picture card	Pronunciation phrase	Formation phrase Catchphrase
	 <p>queen</p>	Pucker your mouth, then open it as you say <b>qu qu qu</b>	Round the queen's face, up to her crown, down her robe with a flick at the end.  qu Quick, it's the queen!
	 <p>cherries</p>	Pucker your lips and show your teeth; use your tongue as you say <b>ch ch ch</b>	ch Chew the cherries, children.
	 <p>shells</p>	Show me your teeth and push the air out <b>shshshshsh shshshshsh</b>	sh Share the shells.
	 <p>thumb</p>	<b>Voiced:</b> Tongue on your teeth, teeth almost closed to make a 'buzzing' <b>th th th</b> <b>Unvoiced:</b> Tongue on your teeth; push the air out <b>th th th</b>	th Thumbs up, we're having fun.
	 <p>ring</p>	Open your mouth a bit and then use your tongue at the back of your mouth to say <b>ng ng ng</b>	ng Bling on a ring.
	 <p>pink panda</p>	Open your mouth a bit and then use your tongue at the back of your mouth to say <b>ngk ngk ngk</b>	nk I think I am pink.