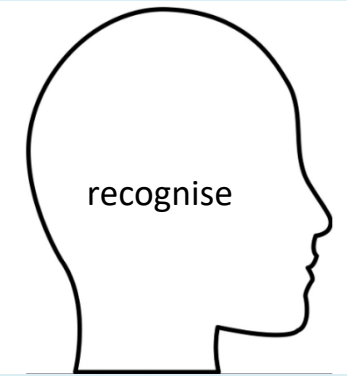






## NOTTINGHAM ROMAN CATHOLIC DIOCESAN EDUCATION SERVICE

### Exemplification Materials – YEAR 1

Year Group	AT1	AT2	AT3
<p><b>In Year 1 this means...</b></p>	<ul style="list-style-type: none"> <li>The pupil is able to <b>recognise some</b> key elements of religious stories and the people in them.</li> <li><b>Make links</b></li> <li>Children are also beginning to recognise <b>many</b> religious signs and symbols and use some religious words and phrases.</li> <li><b>Give reasons</b></li> <li>The children are able to <i>recognise</i> that people act in a certain way because of their religion.</li> <li><b>Live it out</b></li> </ul>	<ul style="list-style-type: none"> <li>The child is able to talk about many of the things that they have done <b>and how these made them feel.</b></li> <li>The children can also reflect upon some things they wonder about <b>and talk about these.</b></li> </ul>	<ul style="list-style-type: none"> <li><b>Listen</b> to a point of view.</li> <li><b>Wonder and Talk about</b> some prayers and hymns.</li> </ul>
<p><b>Driver Words</b></p>			

# BAPTISM

## Year 1 - ATI ii

### Context

In a unit of work on 'Baptism', pupils re-enacted a Baptism, made a visit to the local Church and listened to the priest talking about how the font, water, candle, oil and white garment are used in the Baptism ceremony. They also learned some of the words the priest uses and talked about the people who might be present.

Towards the end of the unit the pupils were asked to draw/write what they would see at a Baptism.

### Learning Objectives

- To recognise and name some signs and symbols related to Baptism.

### Commentary


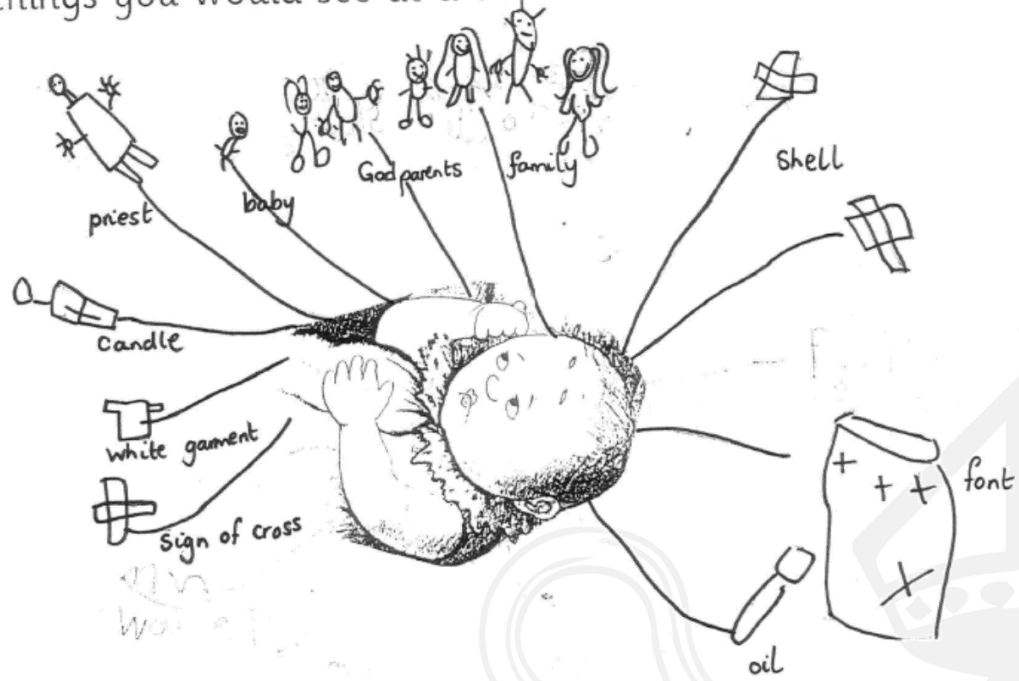
After a number of lessons on Baptism, this pupil was able to draw, independently, the key signs and symbols used at Baptism, e.g. font, white garment, oil and candle. The drawing also shows some people who would be present at a Baptism, such as the parents. The pupil was able to talk to a teaching assistant and name the signs, symbols and people she had drawn. Her words were scribed by the teaching assistant.

**This pupil has achieved expected.**

To achieve **Exceeding** the pupil needs to describe some of the actions and symbols e.g. 'pouring of water over the font', anointing with oil, making the sign of the cross etc.

What do you see at a baptism?

Draw the things you would see at a baptism.



# I WONDER

Year 1 - AT2 ii

## Context

During a 'Week of Wonder', when teaching and learning was focused on 'big and puzzling questions', pupils were asked to contribute to a 'Wonder Wall' display where all their 'big' questions could be shared. Using the book, 'Why do stars come out at night?' by Annalena McAfee as a stimulus for reflection and sharing, pupils were asked to say and write, if they were able, what they wondered about.


## Learning Objectives

- To say what you wonder about.

## Commentary

This pupil is clearly able to say what he wonders about. **This pupil has achieved expected.**

To achieve **Exceeding**, he would have to engage with others and ask them what they wonder about and categorise those questions which are difficult to answer.



## I wonder...

- *How does God get up to heaven?*
- *Why do people have weddings?*
- *What happens when my dog dies?*
- *Why is the sky blue?*
- *Why do we pray every day?*



# WAITING

## Year 1 - ATI iii

### Context

During the Reveal section in the topic 'Waiting', pupils explore Advent, a time of waiting to celebrate Jesus' coming at Christmas. Towards the end of the unit the pupils were asked to make a Christmas card to show how they will show love at Christmas.

### Learning Objectives

- To **recognise** that we, as Christians act (share and show our love) in a particular way because of our religion.

### Commentary

This pupil has **recognised** those actions, signs, symbols, pictures and words linked to sharing and showing our love for Jesus.

The pupil was able to talk to a teaching assistant and name the signs, symbols and people she had drawn. Her words were scribed by the teaching assistant.

This pupil has achieved **expected**.

To achieve **Exceeding** the pupil needs to **describe** some of the ways in which we, as Christians share our love at this time.

Dear Jesus,

Here are some ways I will show my love for you during Advent:


make a christmas  
cards

light the  
advent  
candle

decorate  
your christmas  
tree

Say  
a  
prayer

write  
to  
mum  
and  
daddy  
cards



# CELEBRATION

Year I - ATI ii & iii

## Context

In a unit of work on Christian Celebration, pupils were learning some religious signs, symbols, words and phrases connected with what happens when Catholics go to church and what they might see. Towards the end of the unit of work they were asked to draw and name some of the things they had been learning about. They were given an activity sheet offering them the opportunity to draw and/or name some of the things that happen in a church. A space for writing was provided under the drawing box.

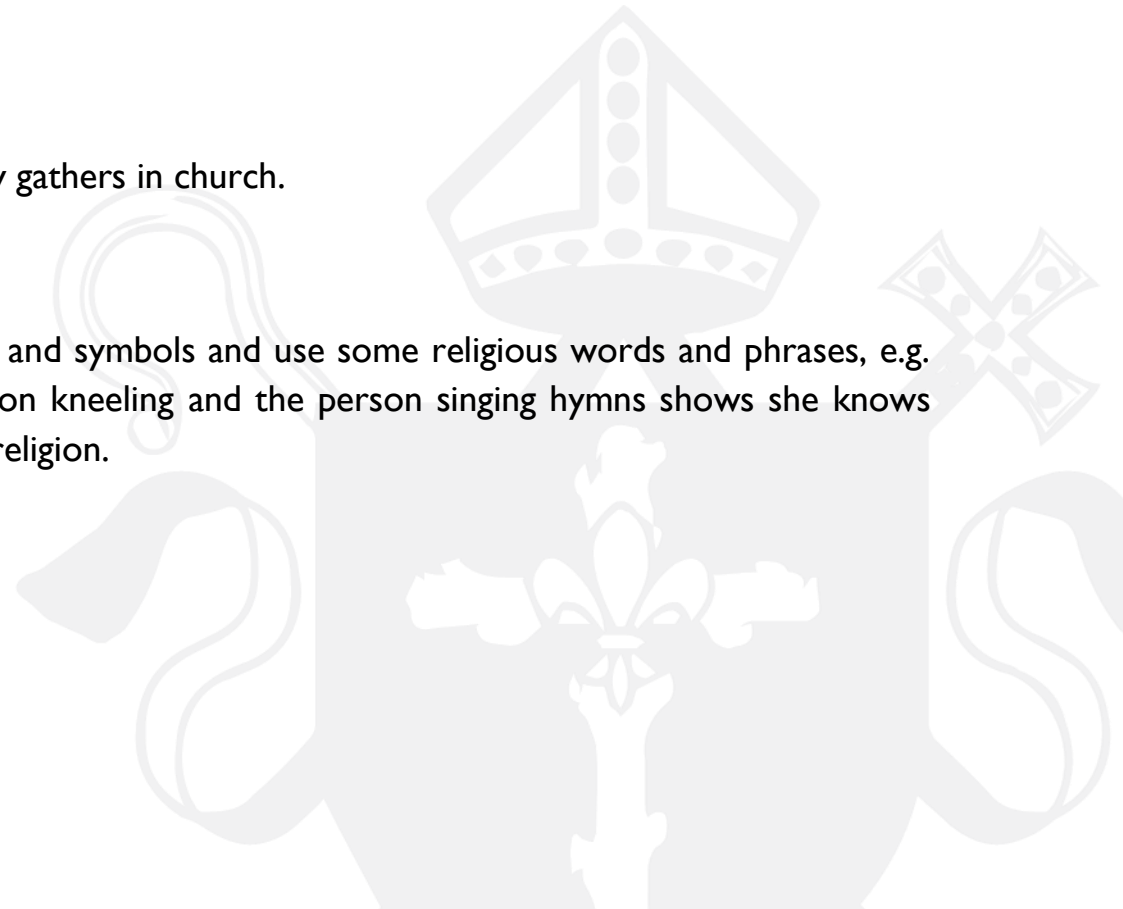
## Learning Objectives

- To draw and label what happens when the parish family gathers in church.

## Commentary

This pupil shows that she can recognise many religious signs and symbols and use some religious words and phrases, e.g. offertory, singing hymns and cross. The picture of the person kneeling and the person singing hymns shows she knows some of the particular ways that people act because of their religion.

This pupil has achieved **expected**.






To achieve Exceeding within ATI ii, the pupil needs to describe some actions and symbols e.g. 'kneeling down'. 'making the sign of the cross', 'taking up the gifts at the offertory procession' etc. To achieve **Exceeding** within ATI iii the pupil would need to be able to describe how people go to church together to celebrate their beliefs.

L.O. To draw and label what happens when the parish family gathers in church.

Name \_\_\_\_\_



We think of Jewes and bless our selfs ✓